

FARRELL

EQUIPMENT & SUPPLY CO.

EROSION CONTROL CATALOG

VOLUME 8 • 2019



**BLANKETS, SILT FENCE, SILT SOCK, DRAIN TILE,
CULVERTS, & MUCH MORE**

EROSION CONTROL PRODUCTS



EROSION CONTROL BLANKETS

Silt Sock provides quality erosion control matting tailored to your specification and size requirements. Erosion control blankets can be used for slopes, drainage channels, and shore lines. The blankets are produced using degradable agricultural straw, excelsior, coconut fiber, or polypropylene fiber, as well as composite blankets. *100 sq. yd rolls.*

- SIL4000** Biodegradable Single Net Straw Blanket, 8' x 113' (100 sq. yds)
- SIL5000** Green Single Side Ply Green Net (DOT), 8' x 113' (100 sq. yds)
- SIL6000** Green Double Side Straw Ply ET Green (DOT), 8' x 113' (100 sq. yds)

Straw Blankets

Made of 100% straw fiber content. Available in single and double net formats, with short duration and biodegradable netting options. *Additional sizes and styles available.*

SILT SOCKS



Fabric Filter Silt Socks

The socks are filled with 100% recycled material. This filler is inert, free of seed, low in moisture content, environmentally friendly, easily installed, cost effective, and reusable.

- SIL1000** 8" x 20' Silt Sock
- SIL2000** Inlet Bags - WI Type D
- SIL3000** Silt Sock Type "D" Hybrid Insert



SILT FENCES



Non-DOT Silt Fence with 13 Stakes

Nearly 70% of all construction jobs that require silt fence do not specify the type of fence that must be used. Save money by using Silt Sock's superior quality contractors grade silt fence.

- MP1000** 3' x 100' Roll



Straw Wattle

Manufactured from 100% weed-free straw and intended for use on slopes, in channels, as check dams, and for inlet protection.

- SIL7000** 9" x 25'



Wisconsin DOT Silt Fence with 13 Stakes

Wisconsin DOT approved and certified by many state DOT's and can manufacture DOT silt fence to meet any requirement.

Additional sizes and styles available.

- MP2000** 3' x 100' Roll

SEEDING MULCH

Mighty Fine Straw Seeding Mulch

One of the best ways to hold moisture in the soil for good seed germination and control erosion. Covers 500 sq ft.

- LIM1010** 20 lb bale



SEEDING KIT **FARRELL**

Patch-A-Lawn All-In-One Sun & Shade

Grass seed, fertilizer, and mulch all-in-one kit that saves time trying to make brown patch look pretty again. Covers 260 sq ft.

- LIM1009** 12 lb bag



CIRCLE TOP PIN POUNDER

Magnetic Pounder Tool

Designed for installing Circle Top Erosion Blanket Pins as quick and pain free as possible. 39" Wooden Handle, 2.125" Magnet on head.

- LIM1004**



STAPLES/PINS **MAR-MAC**

Circle Top Blanket Pins

11 gauge steel. 6" length, single prong. Top 1.5" circumference.

- LIM1003** 1000 pc box



Sod Staples

11 gauge steel. 6" in length, two prongs.

- LIM1000** 1000 pc Box



BIODEGRADABLE STAKES

4" Biodegradable Green Stake

Tough and can be driven into the hardest ground. It breaks down, naturally, without harming the environment because it is made from renewable materials and 100% biodegradable.

- LIM1006** 500 pc box



EROSION CONTROL PRODUCTS


GEOSYNTHETICS

by  **TENCATE**
Mirafi®



WOVEN GEOTEXTILES

Mirafi® Woven Geotextiles are planar, permeable textile structures produced by interlacing two or more sets of yarns or fibers. Woven geotextiles are used with soil, rock, earth, or any other geotechnical engineering-related material as an integral part of a human-made project, structure, or system.



NONWOVEN GEOTEXTILES


Mirafi® Nonwoven Geotextiles are planar, permeable textile structures produced by mechanically bonding random fibers. Nonwoven geotextiles are used with soil, rock, earth, or any other geotechnical engineering-related material as an integral part of a human-made project, structure, or system.

- TEN1120N** 15' x 300' Roll DOT Type HR Fabric
- TEN140N** 12.5' x 360' Roll DOT Fabric
- TEN180N-1** 12.5' x 360' Roll DOT Type R, Type C Fabric
- TEN180N-2** 15' X 300' Roll DOT Type R, Type C Fabric

Additional styles and sizes available. Contact your Farrell rep for more information.

GEOTEXTILES **Mirafi®**

Geogrids are plastics formed into a very open, grid-like configuration; that is, they have large apertures. Geogrids are either stretched in one or two directions for improved physical properties or made on weaving machinery by unique methods. There are many application areas and they function almost exclusively as reinforcement materials.



Miragrid® XT-Series

Miragrid® XT geogrids are the premier solution for soil reinforcement in Mechanically Stabilized Earth (MSE) Walls and Reinforced Soil Slope (RSS) structures.

Miramesh®

Miramesh® biaxial geosynthetics provide surface erosion protection and secondary reinforcement in MSE structures.

Mirafi® BXG-Series

Mirafi® BXG biaxial geogrids are used for base course reinforcement and soil stabilization applications. They offer high strength at low strain and are designed for maximum bearing capacity and shear resistance. Mirafi® BXG geogrids provide optimum interaction in all soil types.



EROSION CONTROL PRODUCTS



PLASTIC CULVERT PIPES

Designed for storm sewers, highways, airports, and other engineering construction.

AD1265AA	12" Split Coupler	AD15950024DW	15" x 24' Plain End Culvert
AD1565AA	15" Split Coupler	AD15950030	15" x 30' Plain End Culvert
AD1865AA	18" Split Coupler	AD18850020IB	18" x 20' Bell & Spigot Culvert
AD2465AA	24" Split Coupler	AD18950024DW	18" x 24' Plain End Culvert
AD12850020IB	12" x 20' Bell & Spigot Culvert	AD24950024DW	24" x 24' Plain End Culvert
AD12950024DW	12" x 24' Plain End Culvert	AD1275NS	Metal End Wall for 12" Culvert
AD12950030	12" x 30' Plain End Culvert	AD1575NW	Metal End Wall for 15" Culvert
AD15850020IB	15" x 20' Bell & Spigot Culvert		



DRAINAGE TILE



With Sock

AD03010100	3" x 100' without sock
AD03730100B5	3" x 100' with sock
AD04010100	4" x 100' without sock
AD04010250	4" x 250' without sock
AD04010250	4" x 100' with sock
AD04730250	4" x 250' with sock

COMMON DRAINAGE FITTINGS



Additional Fittings Available

AD0417AA	4" Internal Coupler	AD0422AA	4" Wye
AD0421AA	4" Tees	AD0432AA	4" Snap End Cap

SUMP LINER

AD1524AD	24" Locking Sump Pit (No Lid)
AD1537AD	Locking Standard Lid for 24" Pit
AD1538AD	Radon Lid for 24" Pit



Standard Lid



Radon Kit



SAND BAGS *Max Katz*®

Poly Sand Bags
14" x 26" Package heavy parts and supplies or use as sand-filled flood barriers.

MK0627W



CONCRETE MIX

E-Z Crete Concrete Mix
60 lb bag. Contains a blend of Portland cement, gravel, and other approved ingredients. Perfect for projects requiring a quality, general use concrete mix.

PN01200



WOOD STAKES

FARRELL

Available in bundles of 50 or by the Pallet. Special order sizes available.

WS1318	1" x 3" x 18" 50 pc Bundle Wood
WS1324	1" x 3" x 24" 50 pc Bundle Wood
WS1336	1" x 3" x 36" 30 pc Bundle Batter Board



POWER BUGGIES



AR16 16 cu ft Power Buggy with Foam Filled Tires

Massive 2" thick solid steel tank-tough frames provide unparalleled strength and durability along with a lower center of gravity and ideal weight distribution. Standard features include heavy-duty hydraulic wheel motors, steel raceways for hydraulic hose protection, optional foam-filled tires for operation under tough conditions. 21 cu ft model also available.

ALN058801



16 cu ft Power Buggy with Foam Filled Tires

Heavy-duty frame with low center of gravity. Powered by a Honda GX390 engine recoil start. 5.5 gallon fuel tank for extended uninterrupted service. Foam-filled tires provide additional traction and puncture resistance. Forklift pockets for easy loading. Increased stability and traction. Capacity of 16-cubic feet (453 liters). Ideal for landscaping applications, material sub-base distribution, job site cleanup and material transport. Travels up to 7.25 mph (11.5 kph) infinitely variable, fully hydraulic drive system for smooth and steady operation. Removable tires. **MQWBH-16F**



AT16 Track Driven 16 cu ft Power Buggy

The Allen AT16 track drive Power Buggy provides excellent traction on grades, inclines, and soft soils. This buggy comes equipped with a 25 HP Kohler engine and a two speed hydrostatic transmission that provide excellent torque and power to carry payloads up to 2,500 lbs. It is also equipped with a 16 cubic foot, easy-to-clean polyethylene bucket.

TuffTruk™ Compact Walk-Behind Power Buggy

Ideal for interior demolition, environmental remediation, general construction, landscaping, and utility work. Robust 4-wheel drive provides excellent climbing ability and superior traction in mud or sand. 10.6 ft³ capacity steel tub carries material or debris and easily passes through 36" wide openings. 4.8 HP Honda engine. **TB11G**



EROSION CONTROL PRODUCTS

CONTRACTOR WHEELBARROWS

6 cu ft Wheelbarrow

Professional grade. Lacquered hardwood handles. UV-resistant .275" thick HDPE pan. Wheels with heavy-duty ball bearings and grease fitting.
BRE-BW6S



10 cu ft Wheelbarrow

Professional grade steel. 2 turf tires. Powder-coated nose piece, front brace, rear chassis, and stabilizing plate Varnished American hardwood handles.
BRE-ACWB20480



CONTRACTOR WHEELBARROWS

Heavy Duty Contractor Wheelbarrows

Outlasts and outperforms all other brands on the job. Special deep, narrow tray design plus far forward position on undercarriage mean easier lifting, transport, and discharge.



ST530-16-42DB Metal Tub with Air Tire
ST530-16-42DB-FF Metal Tub with Flat Free Tire
STDWB-530-42 Metal Tub with Dual Air Tires
ZST08 Replacement Handle

CONTRACTOR WHEELBARROWS



Heavy duty steel or poly trays, professional grade steel undercarriages and strong hardwood handles add up to the toughest, most dependable wheelbarrows on the jobsite.



SHOVELS

Blue Max Contractor Shovels

48" long wood handle. Blade keeps debris from sticking, prevents rust corrosion. Edge grind makes it easier to dig in harder soils.



ASBMDLR Round Point Blue Max Shovel
ASBMDLS Square Point Blue Max Shovel

ASM6T22BB 6 cu ft Steel Tub with Air Tire
ASMP575T22BB 5 3/4 cu ft Poly Tray
ZAS00221100 Replacement Handle

SHOVELS

Ames Shovels

Coated hardwood or cushion handle for strength. Open back, tempered-steel blade.



AS15545 Square Point Shovel, 44" Wood Handle
AS15543 Round Point Shovel, 44" Wood Handle
AS1564200 Square Point Shovel, 47" with Wood Handle
AS1564100 Round Point, 45" with Cushion Wood Handle

FIBERGLASS HANDLE SHOVELS



Structron Brand 700 Series

feature heat-treated, high carbon polished steel for ultimate durability. PowerCore™ solid fiberglass reinforcing rod extends 12.5 inches from the handle into the shank for maximum strength at this critical stress point.



SRS700 Round Point 48" Fiberglass Long Handle Shovel
SRS700D Round Point 29" Fiberglass Handle with Poly D Grip
SRS701 Square Point 48" Fiberglass Long Handle Shovel
SRS701D Square Point 29" Fiberglass Handle with Poly D Grip

SHOVELS

Razor-Back Contractor Shovels

48" sturdy, stained handle for long life. Industrial gauge open-back blade. Rolled step helps prevent material build-up.



AS45520 Round Point Razor-Back Shovel
AS44101 Square Point Razor-Back Shovel

FIBERGLASS HANDLE SHOVELS



Kraft Shovels

48" Long Fiberglass Handle. 14 Gauge tempered steel blade for strength.



KRGG861F Square Point Kraft Shovel
KRGG864F Round Point Kraft Shovel

SHOVELS

Razor-Back Contractor Shovels

Features large power step, 48" fiberglass handle, and end cushion grip.



AS2594400 Round Point with Wide Step
AS2594500 Square Point

SHORT HANDLE SHOVELS

24" D-handle shovels. Perfect for moving loose garden material, sand, top soil, or debris. Can be used to shape beds, mix concrete, level off areas that need to be flat, or scrape stubborn material off hard surfaces.



AS1564400 DHRP Wood Handle Shovel
AS1564500 DHSP Wood Handle Shovel

EROSION CONTROL PRODUCTS

BOW RAKES

16" Bow Rake with Wood Handle AS18867

One-piece forged 14-tine tempered-steel rake head. Professional grade.



16" Bow Rake with Fiberglass Handle SRBR16

One-piece forged 16-tine tempered-steel rake head. Professional grade.



DRAIN SPADE

True American Drain Spade AS15609

14" drain spade with 30" wood "D" handle. Forward-turned step. Designed for work in tight spaces, digging narrow trenches and cleaning out previously dug ditches.



POST HOLE DIGGER

J-250 Kodiak Dig EZ Post Hole Digger with Fiberglass Handles AS17151

Innovative handle design with shaped fiberglass handles. Pointed, tempered blades for maximum soil penetration. 40% less handle travel distance. No knuckle collision.



POST HOLE DIGGER

Post Hole Digger with Wood Handles ASTPHD

If your next project involves installing a fence, post, mailbox, or basketball hoop, this post hole digger will help you do so without bending over or straining your back. One-piece high carbon steel blades. 5.5" point spread. 48" North American hardwood handles. Useful tool for digging perfect, deep holes below the frost line.



POST POUNDER

Rhino GPD-45 Multi Pro Gas Powered Post Driver RHIGPD-45

Drive posts in seconds. Powered by Honda engine. Includes 2", 1-3/4", and 1" chuck sleeve. Larger body, hammer, and anvil provide 35% more hitting power than the smaller GPD-40. Chuck makes this a perfect choice for Round Posts up to 2-3/8". Stringent Honda US Certification process.



MARKING WAND

Long Wand Spray Can Holder SPLW40

Constructed of durable, rugged plastic and lightweight steel. Comfortable pistol grip for easy handling and marking. Applies a uniform 1" to 1-1/2" width of paint.



INVERTED MARKING PAINTS

Industrial Quik-Mark™ Inverted Marking Paints

High solids formulation for bold, bright, visible markings. Fast-drying, high-solids formula penetrates and adheres to hot surfaces. VOC compliant, free-of-lead hazards.



APWA Solvent-Based Marking Paints - 17 oz

SP3900 Utility White

FLUORESCENT Solvent-Based Marking Paints - 17 oz

SP3613	Fluor. Safety Red	SP3702	Fluor. Orange
SP3614	Fluor. Neon Green	SP3722	Fluor. Blue
SP3622	Fluor. Hot Pink		

FLUORESCENT Water-Based Marking Paints - 17 oz

SP-A03612004	Fluor. Pink	SP-A03700004	Fluor. Orange
--------------	-------------	--------------	---------------

APWA Water-Based Marking Paints - 17 oz

S03500	Clear (Extends Wear & Impedes Fading)	SP-A03901004	Brilliant White
SP-A03801004	Brilliant Yellow	SP-A03903004	Brilliant Blue

STAKE CHASER WHISKERS

Easily attach to wooden stakes or 16-penny nails. Each whisker is 6". Additional uses include reference points, forestry markers, exploration, and more. 500 pc box.



MU15900-079	Red - 500 pc Box
MU15900-145	Glo Orange - 500 pc Box
MU15900-175	Glo Pink - 500 pc Box

MARKING FLAGS

Will stand up to sun, wind, and weather. Plastic will stay on staffs. Colors won't fade. 4" x 5" flag with 30" wire staff. 100 per bundle.



BB0500	Red	BB4000	Pink
BB1000	Orange	BB5000	Lime
BB3000	Yellow	BB6000	White

EROSION CONTROL PRODUCTS

BARRICADE TAPE

High visibility. 3" wide. Variety of stock and special order legends available. Rolls are 3" x 1000'. Available in Heavy Duty 4 Mil or Standard Grade 2 mil.


- RI1000 "Caution" Tape 4 mil
- RI1002 "Caution" Tape 2 mil
- RI2000 "Keep Out" Tape 4 mil
- RI3000 "Danger" Tape 4 mil
- RI4000 "Caution Wet Concrete" Tape 4 mil



SAFETY FENCE

Extra Heavy Duty Plastic Safety Fence
Heavy duty orange rigid diamond mesh.

- C01000 4' x 50' Roll
- C02000 5 1/2" T-Bar Fence Post



MEASURING TAPES



NR - Nylon-Reinforced Steel Blade

Double nylon-coated steel. Break-resistant under severe use in the field. 3/8" wide blade reduces wind drift and tape weight. Metal-reinforced crank handle. **More measuring tapes available.**

Model	Length	Units	Zero Pt.	Attachment
KSNR18100	100 ft	ft, in, 1/8	Hook End	Hook
KSNR10100H	100 ft	ft, 1/10, 1/100	Hook End	Hook
KSNR10200H	200 ft	ft, 1/10, 1/100	Hook End	Hook
KSNR18200	200 ft	ft, in, 1/8	Hook End	Hook

MEASURING TAPES

Standard & Wide Tape Rules
Extra wide blade. Magnetic hook. True zero hook. Positive locking button. Chrome plated case.



- KSPG181025UB 25 ft, 10ths with Ultra Bright Blade
- KSPG1825AL 25 ft with Automatic Lock
- KSPG1825UB 25 ft with Ultra Bright Tape
- KSPG1825WIDE 25 ft with Wide Tape
- KSPG1835WIDEV 35 ft with Wide Tape & Ultra Bright Blade

MEASURING WHEELS



400 Series

4 ft circumference handles the toughest measuring needs for heavy construction, large commercial operations, utility companies, land surveying, and other critical measuring applications.

- RL400 Feet / Inches
- 400E Extended Handle
- 400D Dual Counters, Feet
- 400M Meters
- 400MD Dual Counters, Meters



MEASURING WHEELS

Top Reading, Center-Line



RRT6 & RRT12

Enhanced grip pistol-type handle. Reset on the handle and on the unit housing. Brake on pistol grip stops counting instantly. Put the brake on exactly when you need it. Center-line handle design with counter on top of wheel center of gravity aligned for perfect balance.



- KSRRT12 12" Measuring Wheel - Feet / Inches
- KSRRT6 6" Measuring Wheel - Feet / Inches

MEASURING WHEELS



MP401

Our best selling metal wheel. 4' circumference wheel levels out uneven ground by spanning divots into which small wheels would dip.



MP301

Slightly more compact 11-1/2" wheel is a little lower in price without compromising any durability.

- KSMMP401 15-1/2" Metal Professional Measuring Wheel - Feet
- KSMMP301 11-1/2" Metal Professional Measuring Wheel - Feet

Farrell Equipment & Supply Co., Inc. - Trade Customs

The compilation and checking of a general catalog of supplies and machinery is complicated, involving many thousands of product numbers, dimensions, etc. and absolute perfection is not a commercial possibility. Every endeavor has been made to have the latest lists, dimensions, descriptions, and designs throughout this catalog, but we do not guarantee accuracy. If any errors or misprints have escaped our checkers and printers, we are not responsible for them, and they are subject to our correction. All information contained in this catalog, pertaining to strengths and proper working loads of material, tools, or machines is derived from information compiled by the manufacturers for the convenience of the buyer. We assume no responsibility for the accuracy of this information.

Manufacturers are constantly changing designs, specifications, and accessories on many items, and these are subject to change without notice. Illustrations are subject to modification.

All references in this catalog are for description only and are not representations or warranties of any kind or nature.

Copyright © 2019 by Farrell Equipment & Supply, Inc. Printed in U.S.A. 5000-05082018

Other Available Farrell Catalogs



Blade & Fastener Catalog




Concrete Catalog



Decorative Concrete Catalog



Decorative Stamp Catalog



Jobsite Catalog



Masonry Catalog




Measuring & Marking Catalog



Rental Catalog



Road & Highway Catalog



Safety Catalog



Winter Jobsite Catalog



Woodworking Catalog

Sign Up for Farrell Emails

Want first access to exclusive sales, product show news, giveaways, new products, and more? Sign up for official Farrell email alerts today.

Scan the QR Code or Visit

bit.ly/farrelleq



FARRELL

EQUIPMENT & SUPPLY CO.

Visit us at one of our **Seven Locations** in Wisconsin or Minnesota or shop online at farrellequipment.com

